








Clinical Presentation	What to use	When to use	How much to use
<b>Peri-wound protection</b> 		<b>At each dressing change</b>	 <b>Apply an even coat</b>
<b>Peri-stomal protection</b> 		<b>At each pouch/application change</b>	 <b>Apply an even coat</b>
<b>Skin fold protection</b> 		<b>Once per day</b>	 <b>Apply an even coat</b>
<b>Medical Adhesive Related Skin Injury (MARSI) prevention</b> 		<b>At each dressing/tape change</b>	 <b>Apply an even coat</b>
<b>Peri-tube and device skin protection</b> 		<b>At each dressing/tape change</b>	 <b>Apply an even coat</b>
<b>Skin protection from friction</b> 		<b>Once per day</b>	 <b>Apply an even coat</b>

3M Australia Pty Limited  
 ABN 90 000 100 096  
 Building A, 1 Rivett Rd, North Ryde NSW 2113  
 Phone 1300 363 878 www.Cavilon.com.au

3M New Zealand Limited  
 94 Apollo Drive, Rosedale,  
 Auckland, 0632, New Zealand  
 Phone 0800 80 81 82 www.Cavilon.co.nz

AV011452305  
 3M and Cavilon are trademarks of 3M Company.  
 Please recycle.  
 © 3M 2016. All rights reserved.



**Medical and Surgical Requisites Pty Ltd**

Call within Brisbane 07 3859 2900 33 Fulcrum Street Richlands Queensland 4077 www.medsurg.com.au  
 Phone 1300medsurg (1300 633 787) Email medical@medsurg.com.au Fax 07 3859 2995

